

STATE OF DEVELOPMENT

INDIA V WORLD

The recently released Human Development Report, which complements the Sustainable Development Goals (SDG), ranks the country at a worrying 131 out of 193 UN member nations. This suggests that the country's economic growth has not been inclusive

Off the mark

India comes third among the eight SAARC nations



[Human Development Report, 2016, United Nations Development Programme](#)

ENVIRONMENTAL SUSTAINABILITY

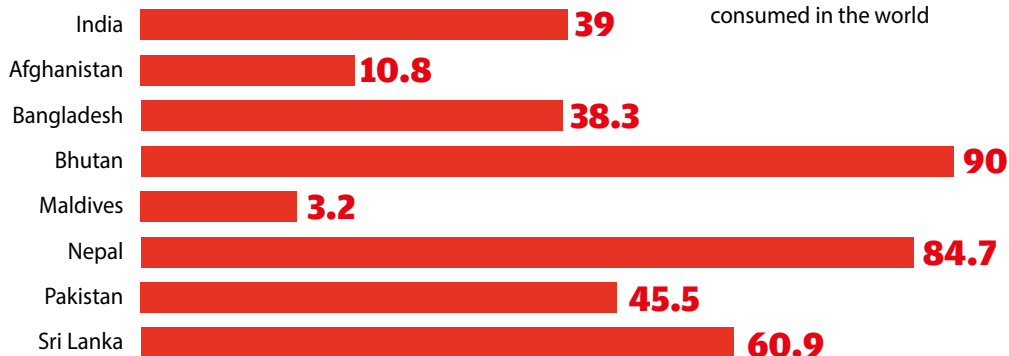



Renewable energy consumption

(% of total energy consumption)

17.4%

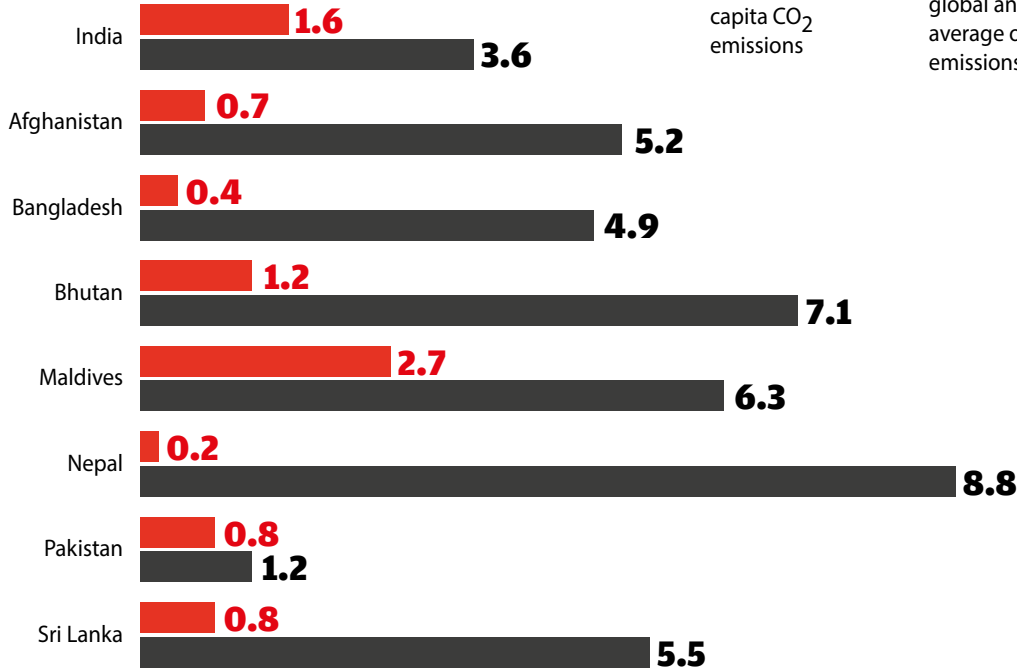
The share of renewables out of the total energy consumed in the world





Carbon dioxide (CO₂) emissions

■ Per capita (tonnes) ■ Average annual change (%)



4.7

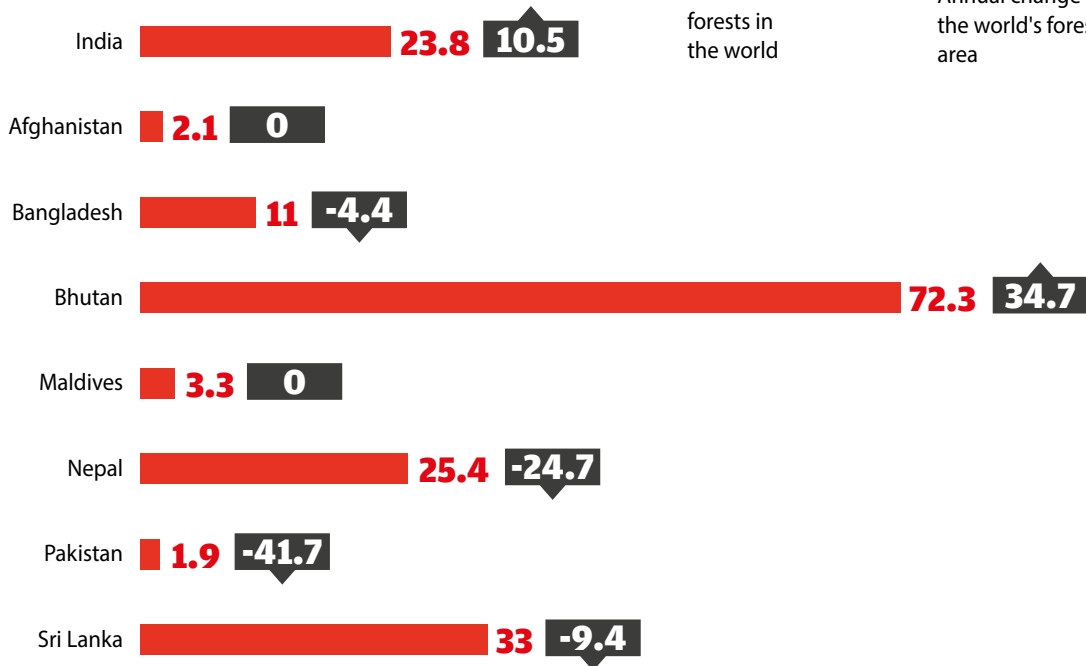
Global per capita CO₂ emissions

There has been no change in the global annual average of CO₂ emissions



Forest Area

■ % of total land area ■ Change (%)



30.8%

The share of forests in the world

-3.2%

Annual change in the world's forest area